



EZZI-LIFT BODY PROTOCOL GUIDE

Abdomen

PROTOCOL

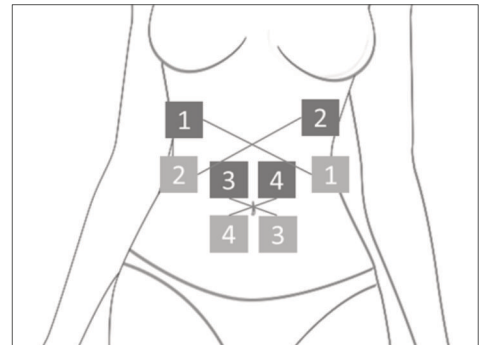
Treatment Type	Treatment Time	What You Will Need
Commercial use	50 minutes	 (a) Ezzi-lift microcurrent device (b) Adhesive electrode pads
Personal use	100 minutes	 (a) Ezzi-lift microcurrent device (b) Adhesive electrode pads

*Lead wires are needed to connect pads (sold separately).



1. PLACE THE PADS

Place 4 pads, per device, on the stomach in the pattern shown in the top box. **Pads with the same number attach to a single lead wire.**



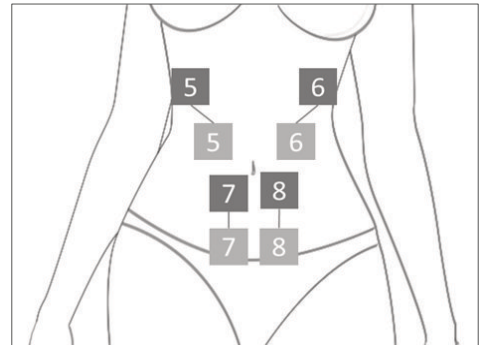
2. SELECT A MODE

Select Face Stimulation mode. Adjust power to a comfortable setting. Run Face Stimulation for 25 minutes. After 25 minutes, turn off microcurrent device and remove pads.



3. REPOSITION THE PADS

Reposition 4 pads, per device, on the stomach as shown in the bottom box. **Pads with the same number attach to a single lead wire.**



4. SELECT A MODE

Select Face Stimulation mode. Re-adjust power to a comfortable setting. Run Face Stimulation for 25 minutes. After 25 minutes, turn off microcurrent device and remove pads.

REMINDER: New pads must be used for each client. However, a client's personal pads may be used again for that client. Use a marker to put client's name on pads.

MKT-220404-01 A

AVAZIA

